














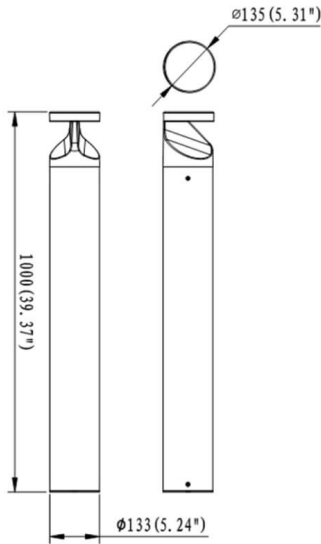
PATH

Item code	86.OB10.2312.02
Product type	Outdoor
Category	Bollards
Family	PATH
Pictograms	<div><div>50 60 Hz</div><div>220 240 V</div><div>850°</div><div>IK 10</div><div>CRI 80</div><div>SDCM 3</div><div></div><div>Driver INCL</div><div></div><div>IP 66</div><div>50000h L70B10</div></div>

Dimensions

Product dimensions (mm) $\Phi 135 \times 1000 \text{mm}$

Scheme



Product	
Real power (W)	25
Real luminous flux (Lm)	2500
Luminous efficiency (Lm/W)	100
Beam angle (°)	Assymetric type V
Life time (h)	50000h L70B10
IP	66
Control gear	ON-OFF+ pressence detector
Colour temperature (K)	3000
Colour consistency (SDCM)	SDCM3
CRI	80
IK	IK10

Photometry

